



SPEX




PLUS BACKREST

for wheelchairs

1122

NO MORE CUSTOMISATION!

This supportive backrest can be easily adapted to conform to the users back.


-  **CAN SUIT:**
Assymetrical postures including Scoliosis, Lordosis, Kyphosis etc.
-  Easily reconfigured for growth & postural changes.
-  Lightweight & robust design.



T-Style backrest supports users shoulders.



Quick-release system allows simple one handed installation & removal.



Ventilated Shell for maximum air-exchange.



Strong 4-point attachment can be configured for best fit to the wheelchair frame.

Positioning kit included with Sacral/Lumbar pad & trunk stability wedges.



Versatile attachment bracket allow exceptional adjustability

up/down

sideways

tilt forward/recline

forward/back




View showing backrest unzipped exposing inner cubes which can be removed or added to conform to the users back.

