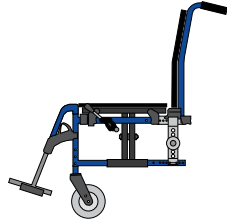




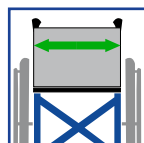
CODES EUROCHAIR AVANTI 1.736

Short frame
HMV-No.:18.50.03.1067

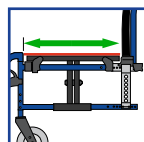


Seat depth =
33 - 38 cm

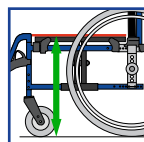
Code **351** ○



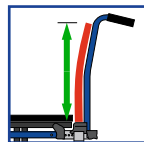
Width of seat [cm]	32	34	36
	Code 32 ○	Code 34 ○	Code 36 ○



Seat belt depth for standard seat strap [cm]	33	35	38
	Code 393 ○	Code 610 ○	Code 368 ○




Seat height [cm]	Front: 42,5 - 49,5 cm	Write adjustable SH in cm (see table pg xx): SH front _____ SH rear _____
	view table	



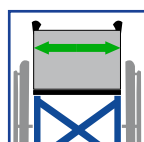
Back strap height [cm]	34	36	38	40	Adjustable back
	Code 434 ○	Code 436 ○	Code 438 ○	Code 635 ○	

Medium frame
HMV-No.:18.50.03.0160

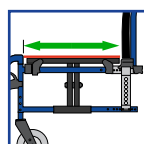


Seat depth =
40 - 46 cm

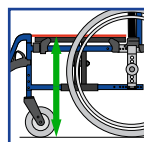
Code **352** ○



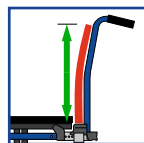
Width of seat [cm]	38	40	43	46	48 ¹⁾	50 ¹⁾
	Code 38 ○	Code 40 ○	Code 43 ○	Code 46 ○	Code 48 ○	Code 350 ○



Seat belt depth for standard seat strap [cm]	40	43	46
	Code 615 ○	Code 788 ○	Code 619 ○




Seat height [cm]	Front: 44 - 56 cm	Write adjustable SH in cm (see table pg xx): SH front _____ SH rear _____
	view table	



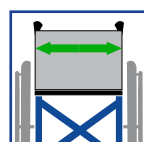
Back strap height [cm]	38	40	42	44	Adjustable back
	Code 438 ○	Code 635 ○	Code 442 ○	Code 444 ○	

Long frame
HMV-No.:18.50.03.0160

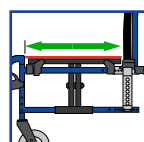


Seat depth =
48 - 53 cm

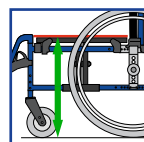
Code **353** ○



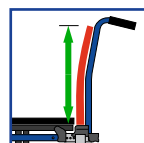
Width of seat [cm]	48 ¹⁾	50 ¹⁾	53 ¹⁾	58 ^{1) 2)}
	Code 48 ○	Code 350 ○	Code 53 ○	Code 358 ○






Seat belt depth for standard seat strap [cm]	48	50	53
	Code 787 ○	Code 792 ○	Code 793 ○




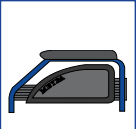
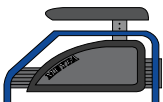
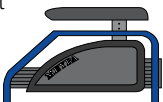
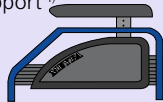


Seat height [cm]	Front: 44 - 56 cm	Write adjustable SH in cm (see table pg. 11): SH front _____ SH rear _____
	view table	








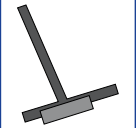





Back strap height [cm]	38	40	42	44	Adjustable back
	Code 438 ○	Code 635 ○	Code 442 ○	Code 444 ○	


	Push handle	Push handles 	Pushing handles, short grip arch ³⁾ 	Push bar, 18 cm height variably adjustable ¹⁾ 
		Code 410 ○	Code 413 ○	Code 502 ○


	Back support	without lumbar support	with lumbar support
		Code 621 ○	Code 622 ○

	Arm support	height adjustable, reinforced, arm rest long ⁴⁾ ¹⁶⁾ 	height adjustable, short arm support 	height adjustable, standard arm support ⁴⁾ 
		Code 21 ○	Code 81 ○	Code 84 ○
		Aluminium with carbon insert ¹⁵⁾ 	Alu side element with height and angle adjustable arm rest with carbon insert ¹⁵⁾ 	
		Code 100 ○	Code 748 ○	

	Leg support Upper part	Amputee leg support removed 	removable, height adjustable leg support, swivel-away 	removable, swivel-away 	Without leg supports 
		Code 52 pair ○	Code 92 pair ○	Code 93 pair ○	Code 94 ○
		Code 4507 right ¹¹⁾ ○	Code 758 right ¹¹⁾ ○	Code 760 right ¹¹⁾ ○	
		Code 4508 left ¹¹⁾ ○	Code 757 left ¹¹⁾ ○	Code 759 left ¹¹⁾ ○	

	Leg supports ¹²⁾	Footplates continuous 15 cm deep, depth adjustable in 4 steps by 60mm, up-foldable, height and angle adjustable LSL 38 cm - 52 cm ⁵⁾ 	Footplates continuous 10 cm deep, depth adjustable in steps by 15 mm, up-foldable, height and angle adjustable up to SW 48 cm LSL 38 - 52 cm ⁵⁾ 	Single footplates angle adjustable +/- 60°, plastic divided, up-foldable LSL 38 - 52 cm 
		Code 54 ○	Code 87 ○	Code 798 ○
		Single footplates plastic divided, up-foldable, LSL 38-52 cm 	Single footplates aluminium 15 cm deep, 3-fold depth adjustable, angle adjustable, up-foldable, up to SW 53 cm, LSL 38 - 52 cm 	
		Code 805 ○	Code 807 ○	

	Wheel size Driving wheel	22"	24", Silver design, incl. high flange hub Alu, radial spokes ¹³⁾
		Code 67 ○	Code 61 ○

	Hand- and spoke-guard	Transparent
		Code 489 ○

Standard-Version

Should you not place a selection, we will generally supply the standard-version!



CODES EUROCHAIR AVANTI 1.736



	Tyres Driving wheel	Standard - pneumatic x 1 3/8"	PUR x 1 3/8"	Standard - pneumatic x 1"	PUR x 1"	Pneumatic 24 x 1" black wall tyre
		Code 486/896 ○	Code 896/902 ○	Code 486/895 ○	Code 895/902 ○	Code 696 ○

	hand-Tyres	Silicone (only for 24")	Stainless steel ⁷⁾	Aluminium ⁷⁾		hand-rim cover	Silicone, black, smooth surface
		Code 168/693 ○	Code 493/692 ○	Code 494/692 ○			Code 166 ○

	Wheel size Steering wheel	pneumatic 6 x 1 1/4" ø 150	Flexel 6 x 1 1/4" ø 150	Soft solid rubber ø 142	PUS steering wheel Ø 150 x 24	Solid rubber ø 125	Air tyres 7 x 1 3/8"	PUS-wheel 7 x 1 3/4"
		Code 481 ○	Code 900 ○	Code 154 ○	Code 162 ○	Code 325 ○	Code 645 ○	Code 161 ○

	Steering fork	long FW 45	extra long GW 45 ⁴⁾		Brake	Pressure Brake	2 x Pressure brake for user +2x Drum brake for attendant
		Code 174 ○	Code 418 ○			Code 651 ○	Code 680/706 ○

	Wheel base extension	+ 6 cm
		Code 880 ○

	Support Castors	Standard, insertable, removable	swivel-away
		Code 691 pair ○	Code 728 pair ○
		Code 712 left ○	Code 729 left ○
		Code 713 right ○	Code 730 right ○

	Lighting	passive
		Code 819 ○

	Seat cushion	3 cm thick	6 cm thick
		Code 560 ○	Code 561 ○

	Colours	Frame				Cover back strap	
		○ Code 132 Red-metallic	○ Code 215 Signal red*	○ Code 287 Deep black, polyester	Cover colour, seat strap		
		○ Code 133 Green-metallic	○ Code 229 Marine blue*	○ Code 287 Deep black, polyester	Cover seat cushion		
		○ Code 188 Black Star	○ Code 230 Burgundy red*	○ Code 235 Deep black, fabric			
		○ Code 211 Cobalt blue*	○ Code 4919 Silver line				
		○ Code 214 Sunshine yellow*					
* Delayed delivery time!				Other frame colours available at additional cost upon request!			

Standard-Version

Should you not place a selection, we will generally supply the standard-version!

Technical specialities

Construction groups are generally not serially **combinable!**

- 1) Alu double crossbrace
- 2) Only with Code 814 and 54
- 3) Not in combination with Code 706
- 4) Not in combination with Code 351
- 5) Not combinable with Code 92
- 6) Active wheel only with Code 696 and not with Code 706
- 7) Standard manufacturer handrim distance 15 mm, refittable to 25 mm
- 9) Not in combination with Code 413
- 10) Not in combination with Code 102
- 11) Order single shank belts Code 946 see other equipment options
- 12) LSL 28 - 38 cm in combination with short frame 1.736-351
- 13) Not in combination with drum brake and/ or wheel base extension
- 14) Not in combination with Code 814
- 15) Not in combination with therapy tables Code 929
- 16) In combination with frames long, arm rest only from 20 to max. 25cm height adjustable

Further equipment versions

Code	Description
○ 585	Infusion pole
○ 695	Active wheel, hollow rim and high flange hub black, radial spokes ⁶⁾
○ 814	Stabiliser rod ⁹⁾
○ 822	Shoe fastening strap (pair)
○ 823	Heel cups, (pair)
○ 833	Seatbelt
○ 907	Wheel camber 3° ¹³⁾
○ 912	Air pump with holder
○ 2929	Therapy table made of transparent acrylic, seat width adjustable 38-51 cm, Premium version
○ 929	Therapy table made of transparent acrylic, seat width

○ 930

○ 936

○ 951

○ 960

○ 962

○ 970

○ 681

○ 747

○ 913

○ 1054968

○ 711

adjustable

38-58 cm

Therapy table made of transparent plastics, can be slid open Defined seat width, for wheelchair users with own mobility and the ability of handrim operation.

Sliding board (plastic)

Accessory net

ERGOform-seat unit

Universal rucksack with outer pocket

Cane holder

Pressure brake with foldaway, long brake lever

Shunting casters without brakes

Head support, only in combination with Code 814 pushing rod

AMF Power knot element

Factory assembly power knot

Hemi-Codes

Code	Description
○ 173	castor stem short, set out sideways
○ 650/60	One-hand pressure brake, left operation, incl. removable brake lever
○ 650/74	One-hand pressure brake, right operation, incl. removable brake lever
○ 871	Double handrims, up to seat width 48 cm, only PU tyres
○ 946	Calf straps for single footplate
○ 4906	Hemi-distancer block for sideward displaced castor stem, assembly kit

X-trends

Code	Description
○ 1056342	Six-Star drive wheel 22" with aluminium handrim
○ 1052183	Six-Star drive wheel 24" with aluminium handrim
○ 1056841	Ultra-light drive wheel 22" with aluminium handrim
○ 1056842	Ultra-light drive wheel 24" with aluminium handrim

**Table for front seat height for Model 1.736
2 positions (castor stem to frame): lower position/upper position**

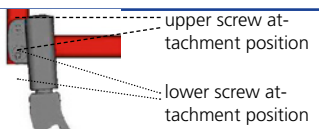

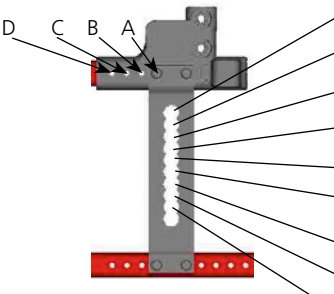
Axle position (Pos. in mm) = front seat height with steering fork and steering wheel	Short frame			Frame medium and long				
	Steering wheel Ø 125 mm	Steering wheel Ø 142 mm	Steering wheel Ø 150 mm	Steering wheel Ø 125 mm	Steering wheel Ø 142 mm	Steering wheel Ø 150 mm	Steering wheel Ø 175 mm	
Code 174 4 holes 	Pos.1	455/425	465/435	465/435	470/440	480/450	485/455	500/470
	Pos.2	465/435	470/440	475/445	480/450	490/460	495/465	510/480
	Pos.3	475/445	485/455	485/455	490/460	500/470	505/475	520/490
	Pos.4	485/455	490/460	495/465	500/470	510/480	515/485	530/500
Code 418 4 holes 	Pos.1	-	-	-	500/470	510&/480	515/485	530/500
	Pos.2	-	-	-	510/480	520/490	525/495	540/510
	Pos.3	-	-	-	520/490	530/500	535/505	550/520
	Pos.4	-	-	-	530/500	540/510	545/515	560/530

Table of rear seat heights for model 1.736

Axle position (pos. in mm) from drive wheel	Short frame*	Frame medium and long				
	Drive wheel 22 x 1"	Drive wheel 22 x 1 ^{3/8} "	Drive wheel 24 x 1 ^{3/8} "	Drive wheel 22 x 1"	Drive wheel 24 x 1"	
	Pos.1	400	395	-	385	-
	Pos.2	410	405	435	400	420
	Pos.3	420	420	44	410	435
	Pos.4	435	430	460	420	445
	Pos.5	445	440	470	435	460
	Pos.6	455	455	480	445	470
	Pos.7	465	465	495	460	480
	Pos.8	-	480	505	470	490
	Pos.9	-	490	520	480	505

* The vario plate for the short frame only has 7 possible positions!