

	Order no.:

BRAVO Racer

Rigid frame wheelchair for active use for children and adolescents

Article number: 480A60=00000



<input type="checkbox"/> Provide estimate only	<input type="checkbox"/> Order
Invoice address / Customer number	
Delivery address	
Sales person	Name

	Date Signature

Standard Equipment

- Rigid light metal frame
- Seat width and seat depth can be adjusted to grow with the user
- Different angle and depth settings of the single-panel footrest are possible
- Folding backrest; adaptable back upholstery
- Plastic clothing protector side panels
- Hollow rims with high pressure tyres
- Wheel lock

Max. user weight: 60 kg

Variant		Price
480A60=00000_K	<input type="checkbox"/> Bravo Racer – Rigid Frame Children’s Wheelchair	Add Charge
	Model Design	
	<input type="checkbox"/> Standard	Incl.
	<input type="checkbox"/> Gecko - Includes Spoke Protectors	Add Charge
	Seat Width in cm	
	<input type="checkbox"/> 20 <input type="checkbox"/> 22 <input type="checkbox"/> 24 <input type="checkbox"/> 26 <input type="checkbox"/> 28 <input type="checkbox"/> 30 <input type="checkbox"/> 32 <input type="checkbox"/> 34 <input type="checkbox"/> 36	
	Seat Depth in cm	
	<input type="checkbox"/> 24 <input type="checkbox"/> 26 <input type="checkbox"/> 28 <input type="checkbox"/> 30 <input type="checkbox"/> 32 <input type="checkbox"/> 34 <input type="checkbox"/> 36 <input type="checkbox"/> 38	
	Seat Height in cm	
	<input type="checkbox"/> 32 <input type="checkbox"/> 33 <input type="checkbox"/> 34 <input type="checkbox"/> 35 <input type="checkbox"/> 36 <input type="checkbox"/> 37 <input type="checkbox"/> 38 <input type="checkbox"/> 39 <input type="checkbox"/> 40 <input type="checkbox"/> 41	
	<input type="checkbox"/> 42 <input type="checkbox"/> 43 <input type="checkbox"/> 44 <input type="checkbox"/> 45 <input type="checkbox"/> 46 <input type="checkbox"/> 47 <input type="checkbox"/> 48 <input type="checkbox"/> 49 <input type="checkbox"/> 50 <input type="checkbox"/> 51	
	Frame Accessories	
MA50	<input type="checkbox"/> Transport Wheels - Cannot be Combined with Anti Tippers	Add Charge
MA51	<input type="checkbox"/> Tip-assist - Right	Add Charge
MA52	<input type="checkbox"/> Tip-assist - Left	Add Charge
MA55	<input type="checkbox"/> Anti-tipper - Right	Add Charge
MA56	<input type="checkbox"/> Anti-tipper - Left	Add Charge
MA57	<input type="checkbox"/> Crutch Holder - Right	Add Charge
MA58	<input type="checkbox"/> Crutch Holder - Left	Add Charge

Bravo Racer

Information

Seat height table

Rear wheel size Camber	20"		22"		24"				
	3°	6°	3°	6°	9°	3°	6°	9°	
Position	1	32.2	32.0	34.7	34.5	33.9	37.2	37.0	36.4
	2	33.9	33.7	36.4	36.2	35.6	38.9	38.7	38.1
	3	35.6	35.5	38.1	38.0	37.3	40.6	40.5	39.8
	4	37.3	37.2	39.8	39.7	39.0	42.3	42.2	41.5
	5	39.1	38.9	41.6	41.4	40.8	44.1	43.9	43.3
	6	40.8	40.6	43.3	43.1	42.5	45.8	45.6	45.0
	7	42.5	42.4	45.0	44.9	44.2	47.5	47.4	46.7
	8	44.2	44.1	46.7	46.6	45.9	49.2	49.1	48.4
	9	46.0	45.8	48.5	48.3	47.7	51.0	50.8	50.2

Data were calculated, deviations of +/- 10 mm reserved.

Specified at 0° seat angle, without seat cushion

Combinations of caster / rear wheel / camber

Wheel camber	Rear wheel	Possible caster sizes
3°	20"	3" / 4" / 5"
3°	22"	3" / 4" / 5" / 5.5" / 6"
3°	24"	3" / 4" / 5" / 5.5" / 6"
6°	20"	3" / 4" / 5"
6°	22"	3" / 4" / 5" / 5.5" / 6"
6°	24"	3" / 4" / 5" / 5.5" / 6"
9°	22"	3" / 4" / 5"
9°	24"	3" / 4" / 5" / 5.5" / 6"

Note:

20" rear wheels cannot be combined with a camber of 9°. Selection of the appropriate fork length is done at the factory. The option of rear wheel with drum brake MG 80 is only possible in combination with the following push handles: standard, long; height-adjustable, straight; or height-adjustable, angled. In case of wheelbase extension with second axle, only the wheel camber combinations 3°/6° and 6°/9° are possible. Fold-down push handles can only be used from seat width 28 cm/back height 30 cm. The transport wheel option excludes the mounting of anti-tipper, crutch holder, or tip-assist and vice versa.

On each side of the wheelchair, only one option (anti-tipper, crutch holder, or tip-assist) can be mounted.



MA 55 Anti-tipper



MF 21 Luminous wheel



MG 39 Schwalbe RightRun light




MG 85 Wheelbase extension

Rear Wheel Combinations		20"	22"	24"
Rims				
Hollow Rim	MG06	No	No	Yes
Standard Rim	MG05	Yes	Yes	No
Infinity Ultralight	MG15	Yes	Yes	Yes
Drum Brake	MG80	Yes	Yes	Yes
Tyres				
Pneumatic 1 3/8"	MG30	Yes	No	No
Schwalbe Right Run	MG31	Yes	Yes	Yes
Schwalbe Right Run Light	MG39	No	Yes	Yes
Schwalbe Marathon	MG37	No	Yes	Yes
Schwalbe HS288	MG32	No	Yes	Yes
Push Ring				
Alum. Black High	MG50	Yes	Yes	Yes
Alum. Silver High	MG52	Yes	Yes	Yes
Alum. Silver Low	MG53	No	Yes	Yes
Rubber Coated High	MG54	Yes	Yes	Yes
S/S Polished High	MG56	Yes	Yes	Yes
S/S Polished Low	MG57	No	Yes	Yes
Titanium Polished High	MG58	Yes	Yes	Yes

Bravo Racer		
	Casters	
MF11	<input type="checkbox"/> 3" Luminous Wheel	Add Charge
MF02	<input type="checkbox"/> 4" Solid Rubber	Incl.
MF21	<input type="checkbox"/> 4" Luminous	Add Charge
MF30	<input type="checkbox"/> 4" Designer	Add Charge
MF03	<input type="checkbox"/> 5" Solid Rubber	Incl.
MF31	<input type="checkbox"/> 5" Designer	Add Charge
MF04	<input type="checkbox"/> 5.5" Soft Rubber	Incl.
MF05	<input type="checkbox"/> 6" Pneumatic	Incl.
MF06	<input type="checkbox"/> 6" Solid Rubber	Incl.
	Rear Wheel Size	
MG04	<input type="checkbox"/> 20"	Incl.
MG01	<input type="checkbox"/> 22"	Incl.
MG02	<input type="checkbox"/> 24"	Incl.
	Rear Wheel Rim	
MG05	<input type="checkbox"/> Standard	Incl.
MG06	<input type="checkbox"/> Hollow	Incl.
MG15	<input type="checkbox"/> Infinity Ultralight	Add Charge
MG80	<input type="checkbox"/> With Drum Brake for Attendant	Add Charge
	Tyres	
MG30	<input type="checkbox"/> Pneumatic 1 3/8" - (20" Standard Rim Only)	Incl.
MG31	<input type="checkbox"/> Schwalbe RightRun - Fine Tread x 1" - Black	Incl.
MG39	<input type="checkbox"/> Schwalbe RightRun - Fine Tread x 1" - Light Blue	Incl.
MG39	<input type="checkbox"/> Schwalbe RightRun - Fine Tread x 1" - Light Red	Incl.
MG32	<input type="checkbox"/> Schwalbe HS228 - Coarse Tread x 1"	Incl.
MG37	<input type="checkbox"/> Schwalbe Marathon Plus Evolution - Puncture Proof x 1"	Add Charge
	Camber Setting	
MG41	<input type="checkbox"/> 3°	Incl.
MG42	<input type="checkbox"/> 6°	Incl.
MG43	<input type="checkbox"/> 9°	Incl.
	Push Rings	
MG50	<input type="checkbox"/> Aluminium Black Coated - High	Incl.
MG52	<input type="checkbox"/> Aluminium Silver Anodized - High	Incl.
MG53	<input type="checkbox"/> Aluminium Silver Anodized - Low	Incl.
MG54	<input type="checkbox"/> Rubber-Coated - High	Add Charge
MG56	<input type="checkbox"/> Stainless Steel Polished - High	Add Charge
MG57	<input type="checkbox"/> Stainless Steel Polished - Low	Add Charge
MG58	<input type="checkbox"/> Titanium Polished - High	Add Charge
	Push Ring Mounting Position	
MG70	<input type="checkbox"/> Narrow	Incl.
MG71	<input type="checkbox"/> Wide	Incl.
	Wheelbase Extension	
MG46	<input type="checkbox"/> Without	Incl.
MG85	<input type="checkbox"/> With Second Axle for Hand Bike Adaptation	Add Charge
	Rear Wheel Accessories	
MG87	<input type="checkbox"/> High Pressure 14 Bar Air Pump	Add Charge
MG88	<input type="checkbox"/> Airman Pump	Add Charge
	Back Height in cm	
	<input type="checkbox"/> 20 <input type="checkbox"/> 22.5 <input type="checkbox"/> 25 <input type="checkbox"/> 27.5 <input type="checkbox"/> 30 <input type="checkbox"/> 32.5 <input type="checkbox"/> 35 <input type="checkbox"/> 37.5 <input type="checkbox"/> 40	Incl.

Bravo Racer


Information



MD 50 Push handles, short, fixed



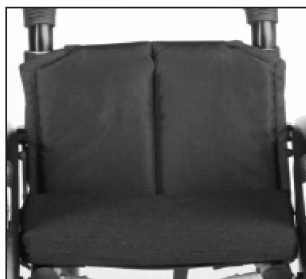
MD 57 Pushbar



ME 02 Clothing protector



ME 10 Design clothing protector



MC 01 Seat cushion



MB 04 Footplate; different angle settings possible

Combinations of design clothing protectors / frame colours

Colour	Orange	Blue	Red
Brilliant silver	X	X	X
Sparkle bright orange		X	X
Snake clear red			X
Dormant vinho sparkle	X	X	
Dormant marine blue	X		X
Dormant apple green	X	X	X
Candy red	X	X	
Clear reptile glossy	X	X	
Spooky yellow		X	X
Spooky blue	X		X
Gecko style			

Note:

The tray ME 60 requires side panels with armrest ME 05.

The maximum lower leg length is dependent on the selected seat height.

The ground clearance (difference between anterior seat height and lower leg length) is 4 cm.

The colours 030 Spooky yellow and 031 Spooky blue are fluorescent colours that show their effect in the dark.

Please take note of our offer of wheelchair seat cushions, see separate order form.

For headrests, supports, firm seat and back systems, as well as other accessories, please refer to our Wheelchair Accessories Catalogue.

Bravo Racer		
	Back Upholstery	
MD03	<input type="checkbox"/> Adaptable - Padded	Incl.
MD72	<input type="checkbox"/> Adaptable - Breathable	Add Charge
MD72	<input type="checkbox"/> With Spacer Fabric	Add Charge
	Push Handles	
MD50	<input type="checkbox"/> Standard - Short	Incl.
MD51	<input type="checkbox"/> Standard - Long	Incl.
MD55	<input type="checkbox"/> Height Adjustable - Straight	Add Charge
MD54	<input type="checkbox"/> Height Adjustable - Angled	Add Charge
MD56	<input type="checkbox"/> Folding	Add Charge
MD59	<input type="checkbox"/> Without	Incl.
	Back Accessories	
MD57	<input type="checkbox"/> Push Bar with Hand Grip	Add Charge
	Side Panels	
ME02	<input type="checkbox"/> Clothing protector	Incl.
ME10	<input type="checkbox"/> Designer Clothing Protector <input type="checkbox"/> Orange <input type="checkbox"/> Blue <input type="checkbox"/> Red	Add Charge
ME05	<input type="checkbox"/> Plug-on with Height Adjustable Armrest	Add Charge
	Side Panel Accessories	
ME60	<input type="checkbox"/> Tray	Add Charge
	Seat Upholstery	
MC13	<input type="checkbox"/> Standard	Incl.
MC14	<input type="checkbox"/> Tension Adjustable	Add Charge
	Seat Cushion	
MC01	<input type="checkbox"/> Standard - Please Select Thickness <input type="checkbox"/> 3 cm <input type="checkbox"/> 5 cm	Add Charge
MC05	<input type="checkbox"/> Evolight - (Thickness 6 cm)	Add Charge
	Footrest Setting	
	Lower Leg Length in cm (possible setting range 16 - 51 cm)	
	Footrests	
MB03	<input type="checkbox"/> Single Panel - Different Angle and Depth Settings are Possible	Incl.
MB04	<input type="checkbox"/> Single Panel - Different Depth Settings Independent from Seat Angle	Add Charge
	Footrest Accessories	
MB71	<input type="checkbox"/> Adjustable Lateral Heel Blocks	Add Charge
	Other Accessories	
MZ51	<input type="checkbox"/> Lap belt with metal buckle	Add Charge
MZ52	<input type="checkbox"/> Tool kit	Add Charge
MZ52	<input type="checkbox"/> Tool kit	Add Charge
MZ93	<input type="checkbox"/> Backpack	Add Charge
MZ90	<input type="checkbox"/> Tyre-A-Light - Red	Add Charge
MZ91	<input type="checkbox"/> Tyre-A-Light - Blue	Add Charge
	Spoke Protectors	
MG90	<input type="checkbox"/> Transparent	Add Charge
MG91	<input type="checkbox"/> Eye Catcher	Add Charge
MG92	<input type="checkbox"/> Flower Power	Add Charge
MG93	<input type="checkbox"/> Clown	Add Charge
MG94	<input type="checkbox"/> Fire	Add Charge

