

	Order no.: _____
--	-------------------------

Start^{M6} Junior

Standard Adaptive Wheelchair

Article number: 480F53=60000



<input type="checkbox"/> Provide estimate only		<input type="checkbox"/> Order	
Invoice address / Customer number			
Delivery address			
Sales person		Name	
	 Date Signature	

Standard Equipment

- Aluminium tube frame
- Tip-assist integrated into the frame
- Individual footrests, angle-adjustable, plastic footplate
- Swing-away footrest holders
- Desk side panel, different height settings possible; with armrest
- Seat and back upholstery of black nylon
- Modular design
- Rear wheels with quick-release axles
- Wheel lock

Folding; max. user weight: 90 kg

Use of power add-on drives (Attach order form; restrictions are possible depending on the model)	<input type="checkbox"/> e-support , servo auxiliary drive operated with the push rings; anti-tipper required
Code	MZ 01

Seat Measurements					
Seat width in cm	<input type="checkbox"/> 28	<input type="checkbox"/> 30.5	<input type="checkbox"/> 33	<input type="checkbox"/> 35.5	<input type="checkbox"/> 38
Seat width in cm	<input type="checkbox"/> 31	<input type="checkbox"/> 34	<input type="checkbox"/> 37		

Seat Height Measurements (table on the next page)													
Anterior seat height in cm	<input type="checkbox"/> 40	<input type="checkbox"/> 41	<input type="checkbox"/> 42	<input type="checkbox"/> 43	<input type="checkbox"/> 44	<input type="checkbox"/> 45	<input type="checkbox"/> 46	<input type="checkbox"/> 47	<input type="checkbox"/> 48	<input type="checkbox"/> 49			
Posterior seat height in cm	<input type="checkbox"/> 37	<input type="checkbox"/> 38	<input type="checkbox"/> 39	<input type="checkbox"/> 40	<input type="checkbox"/> 41	<input type="checkbox"/> 42	<input type="checkbox"/> 43	<input type="checkbox"/> 44	<input type="checkbox"/> 45	<input type="checkbox"/> 46	<input type="checkbox"/> 47	<input type="checkbox"/> 48	<input type="checkbox"/> 49

Frame Accessories		Add. ch.			Add. ch.
MA 55	<input type="checkbox"/>	Plug-on anti-tipper, right	MA 58	<input type="checkbox"/>	Crutch holder, left
MA 56	<input type="checkbox"/>	Plug-on anti-tipper, left	MA 61	<input type="checkbox"/>	Swinging anti-tipper, right
MA 57	<input type="checkbox"/>	Crutch holder, right	MA 62	<input type="checkbox"/>	Swinging anti-tipper, left

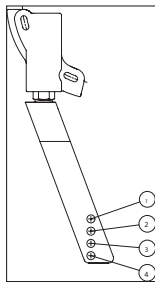
The number codes contained in this order form are not intended to be used as article numbers for spare parts orders.
For spare parts orders please use the spare parts catalogue.

Information

Seat height table

Anterior seat height

Caster fork, short	Setting range
Caster diameter 5"	40 - 44
Caster diameter 6"	43 - 45
Caster fork, long	Setting range
Caster diameter 5"	44 - 47
Caster diameter 6"	45 - 49

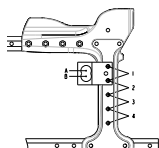


The values indicated are rounded values which have been theoretically determined. Max. deviation: 1 cm. The anterior seat height is dependent on the chosen wheel size, caster fork, and mounting position. Please refer to the seat height table! Specified at 0° seat angle, without seat cushion.

The maximally possible seat inclination is 3.5 cm.

Posterior seat height


Rear wheel size	Setting range
20"	37 - 43
22"	38 - 45
24"	41 - 49



MA 55 Plug-on anti-tipper



MA 62 Swinging anti-tipper



MD 10 Back angle adjustment 30°

Note:

A rear wheel size of 20" cannot be combined with rear wheel with drum brake. The clinical mounting kit for headrest requires a minimum seat width of 35.5 cm.

If the headrest is selected, the clinical mounting kit for headrest (MZ 54) as well as the headrest mounting kit, multi-axis, offset (MZ 55) must also be ordered. For headrests, supports, firm seat and back systems, as well as other accessories, please refer to our Wheelchair Accessories Catalogue.

In cases of a posterior seat height between 41 cm and 44 cm in combination with 24" rear wheels, a posterior seat height between 38 cm and 40 cm in combination with 22" rear wheels, and a posterior seat height between 36 cm and 39 cm in combination with 20" rear wheels, the standard side panel is not possible.

In cases of an anterior seat height between 44 cm and 47 cm in combination with 24" rear wheels, an anterior seat height between 41 cm and 43 cm in combination with 22" rear wheels, and an anterior seat height between 39 cm and 42 cm in combination with 20" rear wheels, the standard side panel is not possible.

In cases of a posterior seat height between 41 cm and 45 cm in combination with 24" rear wheels and tray, a posterior seat height between 38 cm and 42 cm in combination with 22" rear wheels, and a posterior seat height between 36 cm and 39 cm in combination with 20" rear wheels, the standard side panel is not possible.

In cases of an anterior seat height between 44 cm and 48 cm in combination with 24" rear wheels and tray, an anterior seat height between 41 cm and 45 cm in combination with 22" rear wheels, and an anterior seat height between 39 cm and 42 cm in combination with 20" rear wheels, the standard side panel is not possible.



MD 11 Folding back



MD 23 Thoracic support



MD 54 Angled push handles



ME 05 Side panel, height-adjust.

Casters			Additional charge
MF 03	[]	5" solid rubber	-
MF 06	[]	6" solid rubber	-
Caster Forks			Additional charge
MF 80	[]	Caster fork, long	-
MF 81	[]	Caster fork, short	-
Rear Wheel Size			
MG 04	[]	20"	-
MG 01	[]	22"	-
MG 02	[]	24"	-
Rear Wheel Rim			Additional charge
MG 05	[]	Standard	-
MG 80	[]	Rear wheel with drum brake for attendant	-
Tyres			Additional charge
MG 30	[]	Standard tyre, 1 3/8"	-
MG 35	[]	PU tyre, 1 3/8"	-
Push Ring			Additional charge
MG 52	[]	Push ring, aluminium, silver anodized	-
MG 56	[]	Push ring, stainless steel, polished	-
Rear Wheel Accessories			Additional charge
MG 87	[]	High pressure air pump, 14 bar	-
MG 88	[]	Airman pump	-
Wheel Lock			Additional charge
MH 01	[]	Wheel lock, standard	-
MH 06	[]	Wheel lock for user and attendant	-
Wheel Lock Accessories			Additional charge
MH 10	[]	Wheel lock lever extension	-
Back System			Additional charge
MD 01	[]	Standard back	-
MD 10	[]	Back angle adjustment 30°	-
MD 11	[]	Folding back	-
Back Height			
[] 30cm [] 32.5cm [] 35cm [] 37.5 cm			
Back Upholstery			Additional charge
MD 04	[]	Standard	-
MD 05	[]	Adaptable	-
Push Handles			Additional charge
MD 51	[]	Standard	-
MD 54	[]	Height adjustable, angled	-
Back Accessories			Additional charge
MD 23	[]	Side thoracic support, right	-
MD 24	[]	Side thoracic support, left	-
Side Panels			Additional charge
ME 01	[]	Side panel, standard, short armrest mounted	-
ME 01	[]	Side panel, standard, long armrest mounted	-
ME 05	[]	Side panel, height-adjustable, armrest 300 mm	-

Information



MB 20 Footrest f.short lower leg length



MB 72 Heel band




MZ 53 Headrest



MZ 54 Clinical mounting kit



MZ 55 Multi-axis mounting kit



MG 95 Spoke protector with design

Note:
The wheel lock for user and attendant cannot be combined with rear wheel with drum brake.
The folding back is only possible in combination with a back height of 37,5 cm and standard back upholstery; since this option already includes defined, fixed push handles, a selection of push handles is not possible.
In case of back angle adjustment 30°, only a back height of 37,5 cm is possible. In case of back angle adjustment 30°, a selection of push handles is not possible/necessary; the stabilizer bar is included as well.
Back angle adjustment 30° cannot be combined with infusion stand, left or right. Push handles, height-adjustable, angled cannot be combined with stabilizer bar. Side thoracic support, left or right, is only possible in combination with adaptable back upholstery. The stabilizer bar cannot be mounted in combination with the headrest and headrest mounting kit or clinical mounting kit and vice versa. The maximum lower leg length is dependent on the seat height.
The ground clearance (difference between anterior seat height and lower leg length) is 4 cm.
Setting range 16 cm to 23 cm for single-panel footrest for short lower leg length; setting range 24 cm to 30 cm for individual footrests for short lower leg length; individual footrests, angle-adjustable and elevating can be selected from lower leg length 30 cm.
Elevating footrests with automatic length adjustment (MB 15, MB 16, MB 17) are only possible from seat width 33 cm.
Please take note of our offer of wheelchair seat cushions, see separate order form.
The spoke protector with design is not available for rear wheel size 20".
Transparent spoke protectors cannot be combined with power add-on drives.
The anchor point kit for transportation in a motor vehicle is not possible in combination with rear wheel position, long; infusion stand, left or right; folding back; or back angle adjustment 30°. With mounted anchor point kit for transportation in a motor vehicle, 20" rear wheels are only possible from a posterior seat height of 37 cm and 22" rear wheels are only possible from a posterior seat height of 38 cm and 24" rear wheels are only possible from a posterior seat height of 41 cm.
The anchor point kit for transportation in a motor vehicle is only possible from a back height of 35 cm. The anchor point kit for transportation in a motor vehicle cannot be combined with the e-Support power add-on drive.
In case of mounted anchor point kit for transportation in a motor vehicle, the maximum load capacity is 60 kg.

Side Panel Accessories		Additional charge				
ME 60	<input type="checkbox"/>	Tray				
Seat Cushion		Additional charge				
MC 01	<input type="checkbox"/>	Standard seat cushion <input type="checkbox"/> 3 cm <input type="checkbox"/> 5 cm <input type="checkbox"/> 8 cm				
MC 02	<input type="checkbox"/>	Cubic Foam seat cushion (thickness 5 cm)				
MC 03	<input type="checkbox"/>	Combi Foam seat cushion (thickness 5 cm)				
MC 05	<input type="checkbox"/>	Evolight seat cushion (thickness 6 cm)				
Lower Leg Length in cm (without consideration of seat cushion)						
Lower leg length in cm (possible setting range 16 - 45 cm)						
Footrests		Additional charge				
MB 10	<input type="checkbox"/>	Individual footrests, angle-adjustable, plastic footplate –				
MB 15	<input type="checkbox"/>	Elevating legrest, plastic footplate, pair				
MB 16	<input type="checkbox"/>	right (standard footrest on the left)				
MB 17	<input type="checkbox"/>	left (standard footrest on the right) – plastic on second side				
MB 20	<input type="checkbox"/>	Single-panel footrest for short lower leg length (16-30 cm)				
MB 26	<input type="checkbox"/>	Individual footrests for short lower leg length (16-30 cm)				
Footrest Accessories		Additional charge				
MB 72	<input type="checkbox"/>	Heel band for individual footrests				
Other Accessories		Additional charge				
MZ 50	<input type="checkbox"/>	Lap belt with plastic buckle				
MZ 52	<input type="checkbox"/>	Tool kit				
MZ 53	<input type="checkbox"/>	Headrest				
MZ 54	<input type="checkbox"/>	Clinical mounting kit for headrest				
MZ 55	<input type="checkbox"/>	Headrest mounting kit, multi-axis, offset				
MZ 56	<input type="checkbox"/>	Infusion stand, mounting on the right side				
MZ 57	<input type="checkbox"/>	Infusion stand, mounting on the left side				
MZ 70	<input type="checkbox"/>	Anchor point kit for transportation in a motor vehicle				
Spoke Protector		Additional charge				
MG 90	<input type="checkbox"/>	Spoke protector, transparent				
MG 95	<input type="checkbox"/>	Spoke protector with design				
Frame Colours						
017	<input type="checkbox"/>	Traffic yellow		018	<input type="checkbox"/>	Signal red