

	Order no.:  _____
--	-------------------------

## Start<sup>M4</sup> XXL Lightweight Wheelchair

Article number: 480F53=40000



### Standard Equipment

- Aluminium tube frame with double crossbrace
- Tip-assist integrated into the frame
- Individual footrests, angle-adjustable, plastic footplate
- Swing-away footrest holders
- Desk side panel, different height settings possible; with armrest
- Seat and back upholstery of black nylon
- Modular design
- Rear wheels with reinforced spokes
- Wheel lock

Folding; max. user weight: 160 kg

<input type="checkbox"/> Provide estimate only		<input type="checkbox"/> Order	
<input type="checkbox"/> Attachment for custom fabrication enclosed			
Invoice address / Customer number			
Delivery address			
Sales person		Name	
		.....	
		Date	Signature

Seat Measurements							
Seat width in cm	[ ] 43	[ ] 45.5	[ ] 48	[ ] 50.5	[ ] 53	[ ] 55.5	[ ] 58
Seat depth in cm	[ ] 43	[ ] 46	[ ] 49				

Seat Height Measurements (table on the next page)													
Anterior seat height in cm	[ ] 40	[ ] 41	[ ] 42	[ ] 43	[ ] 44	[ ] 45	[ ] 46	[ ] 47	[ ] 48	[ ] 49	[ ] 50	[ ] 51	
Posterior seat height in cm	[ ] 38	[ ] 39	[ ] 40	[ ] 41	[ ] 42	[ ] 43	[ ] 44	[ ] 45	[ ] 46	[ ] 47	[ ] 48	[ ] 49	[ ] 50

Frame Accessories		Add. ch.			Add. ch.	
MA 50	[ ]	Transport wheels		MA 61	[ ]	Swinging anti-tipper, right
MA 57	[ ]	Crutch holder, right		MA 62	[ ]	Swinging anti-tipper, left
MA 58	[ ]	Crutch holder, left				

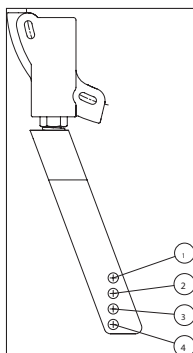
The number codes contained in this order form are not intended to be used as article numbers for spare parts orders.  
For spare parts orders please use the spare parts catalogue.

**Information**

Seat height table

**Anterior seat height**

Caster fork, short	Setting range
Caster diameter 5"	40 - 44
Caster diameter 5.5"	42 - 44
Caster diameter 6"	43 - 45
Caster diameter 7"	45 - 47
Caster fork, long	Setting range
Caster diameter 5"	44 - 47
Caster diameter 5.5"	44 - 48
Caster diameter 6"	45 - 49
Caster diameter 7"	47 - 50
Caster diameter 8"	48 - 51

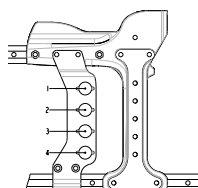


The values indicated are rounded values which have been theoretically determined. Max. deviation: 1 cm. The anterior seat height is dependent on the chosen wheel size, caster fork, and mounting position. Please refer to the seat height table! Specified at 0° seat angle, without seat cushion.

The maximally possible seat inclination is 3.5 cm.

**Posterior seat height**

	Rear wheel size	
Free mounting positions	22"	24"
1	38	41
2	41	44
3	44	47
4	46	50



**Note:**

8" casters cannot be combined with short caster fork. The wheel lock for user and attendant cannot be combined with rear wheel with drum brake.

For headrests, supports, firm seat and back systems, as well as other accessories, please refer to our Wheelchair Accessories Catalogue.

If the headrest is selected, the clinical mounting kit for headrest (MZ 54) as well as the headrest mounting kit, multi-axis, offset (MZ 55) must also be ordered.

Use of the headrest and clinical mounting kit for headrest or headrest mounting kit limits the wheelchair's maximal load capacity to 120 kg.

In cases of a posterior seat height between 41 cm and 44 cm in combination with 24" rear wheels and a posterior seat height between 38 cm and 40 cm in combination with 22" rear wheels, the standard side panel is not possible.

In cases of an anterior seat height between 44 cm and 47 cm in combination with 24" rear wheels and an anterior seat height between 41 cm and 43 cm in combination with 22" rear wheels, the standard side panel is not possible.

The stabilizer bar cannot be mounted in combination with the headrest and headrest mounting kit or clinical mounting kit and vice versa.



MA 50 Transport wheel



MA 62 Swinging anti-tipper



ME 05 Side panel, height-adjust.



MD 25 Stabilizer bar

Casters			Additional charge
MF 03	<input type="checkbox"/>	5" solid rubber	-
MF 04	<input type="checkbox"/>	5.5" soft	-
MF 06	<input type="checkbox"/>	6" solid rubber	-
MF 07	<input type="checkbox"/>	7" pneumatic tyre	-
MF 12	<input type="checkbox"/>	7" solid rubber	-
MF 09	<input type="checkbox"/>	8" pneumatic tyre	<input type="checkbox"/> 200x30 mm <input type="checkbox"/> 200x50 mm
MF 10	<input type="checkbox"/>	8" solid rubber	<input type="checkbox"/> 200x30 mm <input type="checkbox"/> 200x50 mm
Caster Forks			Additional charge
MF 80	<input type="checkbox"/>	Caster fork, long	-
MF 81	<input type="checkbox"/>	Caster fork, short	-
Rear Wheel Size			Additional charge
MG 01	<input type="checkbox"/>	22"	-
MG 02	<input type="checkbox"/>	24"	-
Rear Wheel Rim			Additional charge
MG 05	<input type="checkbox"/>	Standard	-
MG 80	<input type="checkbox"/>	Rear wheel with drum brake for attendant	-
Tyres			Additional charge
MG 30	<input type="checkbox"/>	White sidewall tyre, 1 3/8"	-
MG 35	<input type="checkbox"/>	PU tyre, 1 3/8"	-
Push Ring			Additional charge
MG 52	<input type="checkbox"/>	Push ring, aluminium, silver anodized	-
MG 56	<input type="checkbox"/>	Push ring, stainless steel, polished	-
Rear Wheel Accessories			Additional charge
MG 87	<input type="checkbox"/>	High pressure air pump, 14 bar	-
MG 88	<input type="checkbox"/>	Airman pump	-
Wheel Lock			Additional charge
MH 01	<input type="checkbox"/>	Wheel lock, standard	-
MH 06	<input type="checkbox"/>	Wheel lock for user and attendant	-
Wheel Lock Accessories			Additional charge
MH 10	<input type="checkbox"/>	Wheel lock lever extension	-
Back Height			Additional charge
<input type="checkbox"/> 40 cm <input type="checkbox"/> 42.5 cm <input type="checkbox"/> 45 cm <input type="checkbox"/> 47.5 cm			-
Back Upholstery			Additional charge
MD 04	<input type="checkbox"/>	Standard	-
MD 05	<input type="checkbox"/>	Adaptable	-
Push Handles			Additional charge
MD 51	<input type="checkbox"/>	Standard	-
MD 52	<input type="checkbox"/>	Telescoping	-
Back Options			Additional charge
MD 25	<input type="checkbox"/>	Stabilizer bar for push handles	-
Side Panels			Additional charge
ME 01	<input type="checkbox"/>	Side panel, standard, short armrest mounted	-
ME 01	<input type="checkbox"/>	Side panel, standard, long armrest mounted	-
ME 05	<input type="checkbox"/>	Side panel, height-adjustable, armrest 300 mm	-
ME 10	<input type="checkbox"/>	Desk side panel, stepped, transfer	-

Information



MB 03 Single-panel footrest



MB 15 Elevating legrest



MB 72 Heel band



MZ 53 Headrest




MZ 54 Clinical mounting kit



MZ 55 Multi-axis mounting kit



MZ 56 Infusion stand



MG 95 Spoke protector with design

**Note:**

The maximum lower leg length is dependent on the seat height.

The ground clearance (difference between anterior seat height and lower leg length) is 4 cm.

Use of the elevating footrest limits the wheelchair's maximal load capacity to 125 kg.

Please take note of our offer of wheelchair seat cushions, see separate order form.

Seat		Additional charge
<b>MC 01</b>	<input type="checkbox"/> Standard seat cushion	<input type="checkbox"/> 3 cm <input type="checkbox"/> 5 cm <input type="checkbox"/> 8 cm
<b>MC 02</b>	<input type="checkbox"/> Cubic Foam seat cushion (thickness 5 cm)	
<b>MC 03</b>	<input type="checkbox"/> Combi Foam seat cushion (thickness 5 cm)	
<b>MC 05</b>	<input type="checkbox"/> Evolight seat cushion (thickness 6 cm)	

Footrest Options		Additional charge
<b>MB 03</b>	<input type="checkbox"/> Single-panel footrest, aluminium	-
<b>MB 10</b>	<input type="checkbox"/> Individual footrests, angle-adjustable, plastic footplate	-
<b>MB 15</b>	<input type="checkbox"/> Elevating legrest, plastic footplate, pair	
<b>MB 16</b>	<input type="checkbox"/> right (standard footrest on the left)	
<b>MB 17</b>	<input type="checkbox"/> left (standard footrest on the right)	
<b>MB 21</b>	<input type="checkbox"/> Transtibial residual limb support, right (standard footrest on the left)	
<b>MB 22</b>	<input type="checkbox"/> Transtibial residual limb support, left (standard footrest on the right)	

Footrest Accessories		Additional charge
<b>MB 72</b>	<input type="checkbox"/> Heel band for individual footrests	

Other Accessories		Additional charge
<b>MZ 51</b>	<input type="checkbox"/> Lap belt with metal buckle	
<b>MZ 52</b>	<input type="checkbox"/> Tool kit	
<b>MZ 53</b>	<input type="checkbox"/> Headrest	
<b>MZ 54</b>	<input type="checkbox"/> Clinical mounting kit for headrest	
<b>MZ 55</b>	<input type="checkbox"/> Headrest mounting kit, multi-axis, offset	
<b>MZ 56</b>	<input type="checkbox"/> Infusion stand, mounting on the right side	
<b>MZ 57</b>	<input type="checkbox"/> Infusion stand, mounting on the left side	

Spoke Protector		Additional charge
<b>MG 90</b>	<input type="checkbox"/> Spoke protector, transparent	
<b>MG 95</b>	<input type="checkbox"/> Spoke protector with design	

Frame Colours			
<b>016</b>	<input type="checkbox"/> Silver metallic	<b>004</b>	<input type="checkbox"/> Ice blue